



**HEY KIDS!
GRAPHIC NOVELS!**




Create your own multi-panel comic using the tools we discussed today, using a character you've created on a separate sheet of paper.



1. "SET-UP"

Here your character encounters an obstacle.




2. "ACTION"

Don't just stand there... DO SOMETHING!



3. "OUTCOME"

This is what happens as a result of the action.



4. "TWIST" – Something unexpected and fun at the end (also where the "punchline" might be in a comic strip.)

This is a simple 4-panel comic, but feel free to make your comic twice, thrice or a *hundred* times longer! Most importantly, **HAVE FUN AND DON'T STRESS!!** Your teacher or parents can send me the results! I'd love to see them. **WEB:** jaycooperbooks.com



[jaycooperart](https://twitter.com/jaycooperart)



[jaycooperbooks](https://www.instagram.com/jaycooperbooks)